



PRODUCT INFORMATION S800-KSchrack-4-6_TY_US - 07.09.2020 - www.vs-furniture.com

Series 800 Combination cabinets and combination shelves (wide: 15.75 - 23.6).

Element cabinet (for details, see table) in the height units 5 and 6 FH.





Type: Combined shelving and wing-door cabinets, each with a fixed construction base for vertical body division. Front open or consisting of 2 single-wing doors hung on the left or right with bow-type handles, inset-type handles or knob handles.

Locking system optionally with cylinder or turnknob locks.

Interior equipment consisting of adjustable shelf inserts.

Construction: Models from a height of 77.625 or models with drawers and/or pullouts (DGV Regel 108-007) must be secured to the wall or floor.

The following material groups are available to choose from: Body and bases made of chipboard: L3; Front made of chipboard: L3; Front veneered: F1.

									
Series 800	H (in inches for standard base) =	77 ⁵ / ₈ 2+3FH (Shelf)		77 ⁵ / ₈ 2+3FH	92 ³ / ₈ 2+4FH		92 ³ / ₈ 4+2FH		
D=16³/₄	W= 15 ³ / ₄ "	44004			44008	44006	44007		
	W= 19 ³ / ₄ "	44104			44108	44106	44107		
	W= 23 ⁵ / ₈ "	44204			44208	44206	44207		
D=22⁷/₈	W= 15 ³ / ₄ "	44304			44308	44306	44307		
	W= 19 ³ / ₄ "	44404			44408	44406	44407		
	W= 23 ⁵ / ₈ "	44504			44508	44506	44507		
	Adjustable shelf inserts	3			4	4	4		
	Locks	1			1	2	2		