

PRODUCT INFORMATION S600-Garderobe_TY_US - 05.01.2021 - www.vs-furniture.com

Series 600 Clothes, shoe and satchel cupboard.

Body consists of a tubular-steel skeleton with 4 posts, a solid-metal bottom and 3 perforated-metal sides, each powder-coated. With design or special castors or optional adjustable feet.


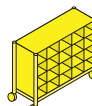
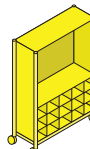
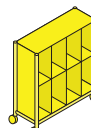
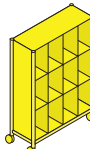
Front open.

Shoe cupboard with 16 or 20 shoe compartments of chipboard laminated with melamine-resin sheet and glued-on (KU) plastic edges.

Clothes cupboard, at the bottom: 15 shoe compartments of chipboard as well as at top: wardrobe with 6 triple hooks.

Satchel cupboard with 8 or 12 satchel compartments of chipboard. Optionally with self-adhesive protective rubber mats.

The following material groups are available to choose from: Frame made of steel tube: M1,(chrome-plated); Body made of steel: M1.

| | |  |  |  |  |  |
|------------|------------------------|---|---|---|---|---|
| Series 600 | | 45236 | 45232 | 45233 | 45234 | 45237 |
| Wardrobe | w-d | | | 49 1/4- 18 7/8 | | |
| | h design castor 3 (4) | 35 1/8 (36 5/8) | | 62 5/8 (64 1/4) | 48 7/8 (50 3/8) | 62 5/8 (64 1/4) |
| | h special castor 3 (4) | 35 1/2 (38) | | 63 (64 5/8) | 49 1/4 (50 7/8) | 63 (64 5/8) |