



PRODUCT INFORMATION S500-Aufsatz_TY_US - 05.01.2021 - www.vs-furniture.com






Series 500 Shelving cabinet (add-on element).

Construction of glued bodies which can be combined next to and on top of each other into wall units (see product info for base element). Under each add-on cabinet with a shadow gap of 3/8" chipboard or with a pull-out storage board of laminate.

Body of melamine-resin-coated chipboard with glued-on plastic edge and rows of holes. Back panel made from chipboard or from acoustically effective microperforated sheet and with top cover.

Interior equipment with adjustable shelf inserts.

The following material groups are available to choose from: Roller cover made of plastic: C(astral silver, white); Body and bases made of chipboard: L3; Cover top made of chipboard: L3; Cover top veneered: F1.

							
Serie 500	h		14 3/4" * 10H	29 1/2" * 20H	44 3/8" * 30H		
d 16 3/4 (inside 13 1/4)	w = 16 3/4 (inside 15 1/4)		42321	42322	42323		
	w = 33 1/2 (inside 32)		42326	42327	42328		
	w = 47 1/4 (inside 22 1/2 + 22 1/2)			42331	42332		42333
	w = 64 1/4 (inside 31 + 31)			42336	42337		42338
d 18 7/8 (inside 15 3/8)	w = 16 3/4 (inside 15 1/4)		42421	42422	42423		
	w = 33 1/2 (inside 32)		42426	42427	42428		
	w = 47 1/4 (inside 22 1/2 + 22 1/2)			42431	42432		42433
	w = 64 1/4 (inside 31 + 31)			42436	42437		42438
	Shelves		-	1	2	2	4