



PRODUCT INFORMATION S2000-T-WellLi-H_TY_US - 05.01.2021 - www.vs-furniture.com

Series 2000
Type T. Wave-shaped counter element.

System consisting of a screen element with a counter attachment made of melamine-resin-, veneer- or linoleum-coated chipboard with plastic or wood edge. The counter attachment comes in the versions **flush** with the screen (001 linking and screen connection) and **protruding** (004 round closure element). Both versions can be combined on the left and right sides.






Construction of frame design with an all-round aluminium profile section and a filler element. Side profile section with a vertical sight and function groove and an integrated, withdrawable plastic welt for tool-free connection of two counter elements.

Filler element 1. Made from melamine-resin-coated chipboard. 2. From a lightweight top with fabric covering. 3. From a melamine-resin-coated acoustic panel with slot. 4. From a translucent double panel.

Support element consisting of adjustable feet.

Connection to NetWork tables all round or to Series 901 tables longitudinally without height adjusters.

The following material groups are available to choose from: Frame made of aluminium: M(anodisé); Stabiliser and foot made of aluminium: M(arctic, black RAL 9011); Top made of chipboard: L3; Top made of linoleum: L8; Top veneered: F1; Fabric cover: S46,52,73,74,78,79,80; Acoustic surface made of chipboard: L3.

				* can also be used in mirror-image fashion.	 						
Series 2000 Typ T	Total h = 42½		001+001	Linking on both sides	05340	05341	05342	05343	05345	05346	05347
			001+003*	Linking + closure (4" protrusion)	x	x	x	x	x	x	x
			003+003	Closure on both sides (4" protrusion)	x	x	x	x	x	x	x
	w (Screen)				31½	35½	39¾	47¼	63	70¾	78¾
	maximum load lb							66,1			